

Pacific Islands - Ocean and Climate Outlook Forum (OCOF) No. 202

Country: Niue

Part 1: Recent climate

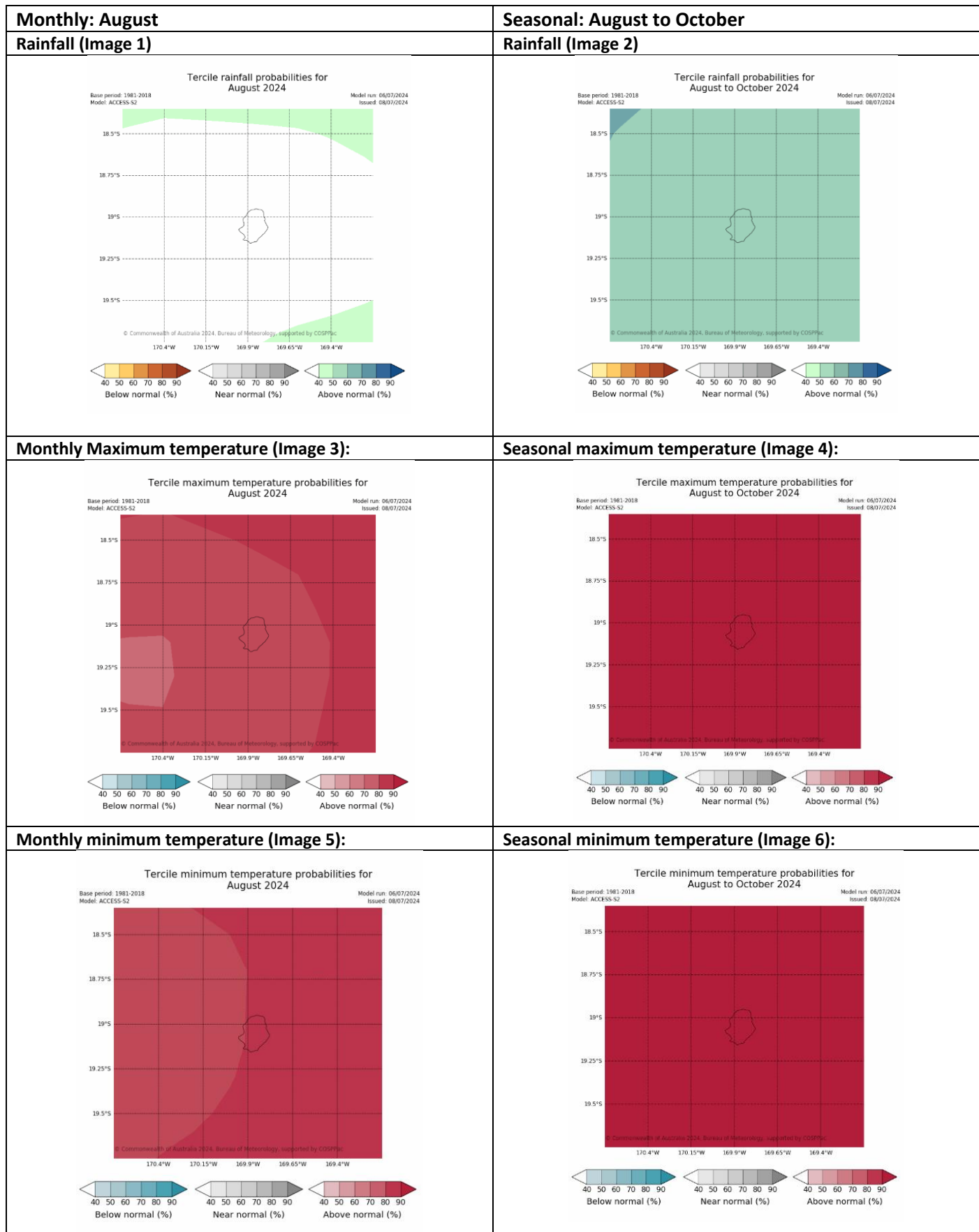
TABLE 1: Monthly Rainfall

Station (include data period)	Apr-2024	May-2024	Jun-2024				Rank
			Total (mm)	33%tile	67%tile	Median	
	Total (mm)	Total (mm)	Rainfall (mm)				
Hanan Airport (1905-2024)	159.0	198.4	32.3	60.3	111.0	85.8	28/119

TABLE 2: Three-month Total Rainfall for April to June 2024

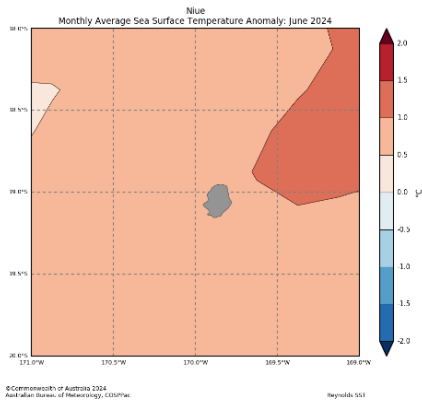
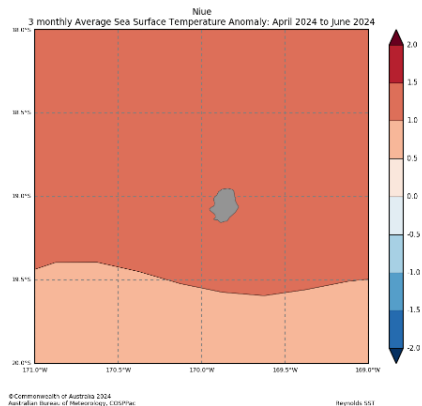
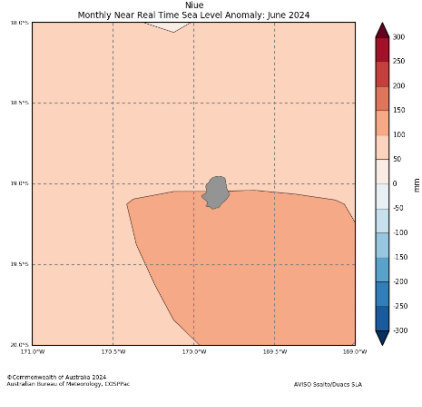
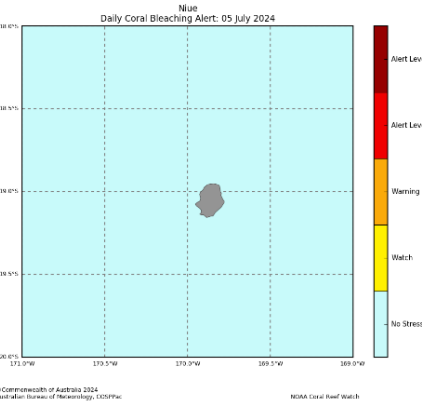
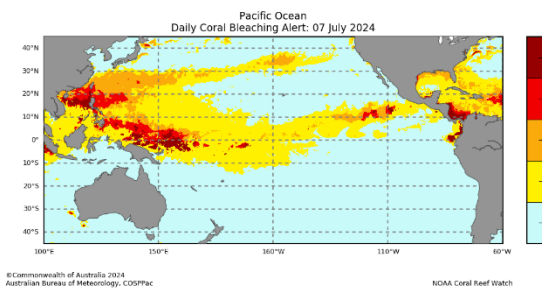
Station	Three-month Total		33%tile	67%tile	Median	Rank
	Rainfall (mm)					
Hanan Airport (1905-2024)	389.7	Normal	365.0	527.1	446.5	51/118

Part 1i. Monthly and Seasonal Outlooks for August and August to October 2024

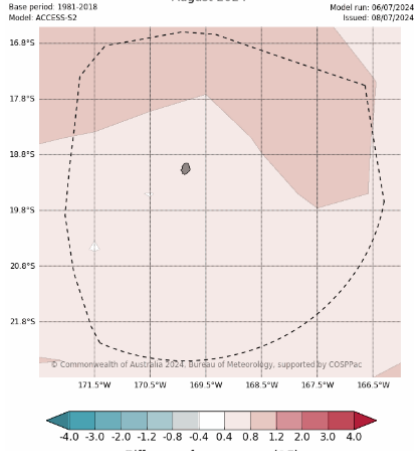
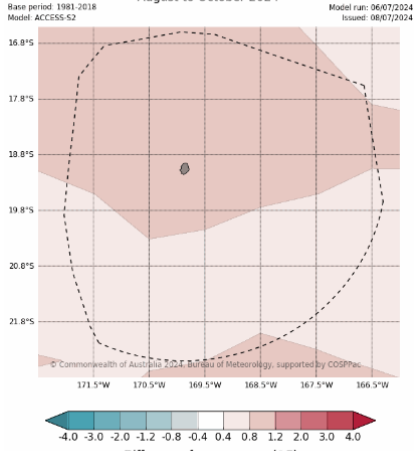
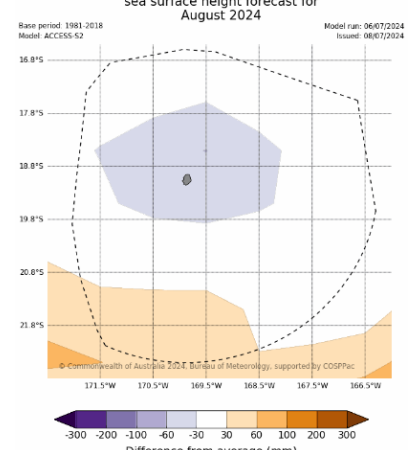
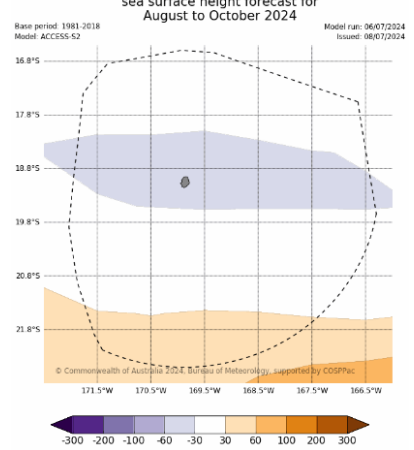
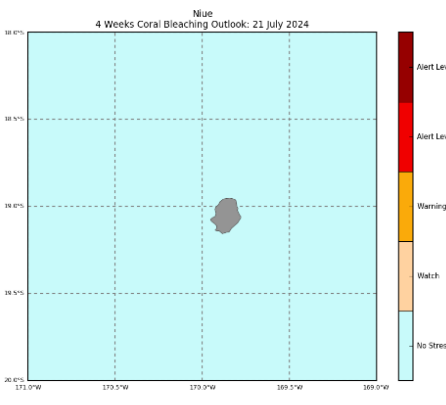
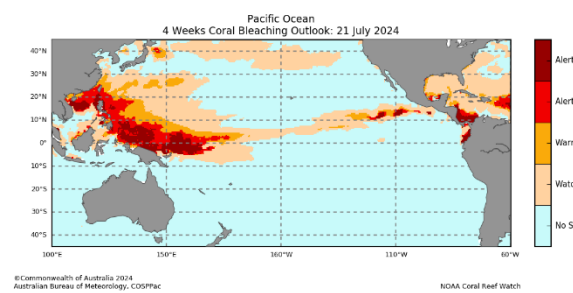


Part 2: Recent Ocean Observation

Monthly/Three months: June 2024 and April to June 2024

Monthly: June 2024	Last three months: April to June 2024:
<p>Sea Surface Temperature (Image 1):</p>  <p>©Commonwealth of Australia 2024 Australian Bureau of Meteorology, COSPPac Reynolds SST</p>	<p>Sea Surface Temperature (Image 4):</p>  <p>©Commonwealth of Australia 2024 Australian Bureau of Meteorology, COSPPac Reynolds SST</p>
<p>Sea level (Image 2):</p>  <p>©Commonwealth of Australia 2024 Australian Bureau of Meteorology, COSPPac AVISO SeaTOxOceans S-A</p>	
<p>Daily coral bleaching alert (Image 3):</p>  <p>©Commonwealth of Australia 2024 Australian Bureau of Meteorology, COSPPac NOAA Coral Reef Watch</p>	 <p>©Commonwealth of Australia 2024 Australian Bureau of Meteorology, COSPPac NOAA Coral Reef Watch</p>

Part 2i. Monthly and Seasonal Outlooks for August and August to October 2024

Monthly: August	Seasonal: August to October
Monthly sea surface temperature (Image 5):	Seasonal sea surface temperature (Image 6):
<p>Difference from average sea surface temperature forecast for August 2024</p> <p>Base period: 1981-2018 Model: ACCESS-S2 Model run: 06/07/2024 Issued: 06/07/2024</p>  <p>© Commonwealth of Australia 2024. Australian Bureau of Meteorology, supported by COSPPac.</p> <p>--- EEZ border V11 (Flanders Marine Institute, 2019).</p>	<p>Difference from average sea surface temperature forecast for August to October 2024</p> <p>Base period: 1981-2018 Model: ACCESS-S2 Model run: 06/07/2024 Issued: 06/07/2024</p>  <p>© Commonwealth of Australia 2024. Australian Bureau of Meteorology, supported by COSPPac.</p> <p>--- EEZ border V11 (Flanders Marine Institute, 2019).</p>
Monthly sea level (Image 7):	Seasonal sea level (Image 8):
<p>Difference from average sea surface height forecast for August 2024</p> <p>Base period: 1981-2018 Model: ACCESS-S2 Model run: 06/07/2024 Issued: 06/07/2024</p>  <p>© Commonwealth of Australia 2024. Australian Bureau of Meteorology, supported by COSPPac.</p> <p>--- EEZ border V11 (Flanders Marine Institute, 2019).</p>	<p>Difference from average sea surface height forecast for August to October 2024</p> <p>Base period: 1981-2018 Model: ACCESS-S2 Model run: 06/07/2024 Issued: 06/07/2024</p>  <p>© Commonwealth of Australia 2024. Australian Bureau of Meteorology, supported by COSPPac.</p> <p>--- EEZ border V11 (Flanders Marine Institute, 2019).</p>
4-week Coral Bleaching (Image 9):	4-week Coral Bleaching (Image 9):
<p>Niue 4 Weeks Coral Bleaching Outlook: 21 July 2024</p>  <p>© Commonwealth of Australia 2024. Australian Bureau of Meteorology, COSPPac.</p> <p>NOAA Coral Reef Watch</p>	<p>Pacific Ocean 4 Weeks Coral Bleaching Outlook: 21 July 2024</p>  <p>© Commonwealth of Australia 2024. Australian Bureau of Meteorology, COSPPac.</p> <p>NOAA Coral Reef Watch</p>

Summary Statement

Monthly and last three months: June 2024/April to June 2024 statement

Hanan Airport's rainfall was below normal in June and near normal over April to June.

Part 1i. Monthly and Seasonal Outlooks for August and August to October 2024

Monthly /Seasonal rainfall and temperature Outlook statements

The outlook offers little guidance for Niue's August rainfall, but August to October rainfall is likely to be above normal.

Maximum and minimum temperatures during August and averaged over August to October are very likely to be above normal.

Part 2: Recent Ocean summary statement

Monthly and last three months: June 2024/April to June 2024

June and averaged over April to June Ocean temperatures around Niue were utmost 1.5°C above normal.

June sea levels were 50 to 150mm above normal for Niue.

Coral bleach alert reveals no stress status for Niue.

Part 2i. Monthly and Seasonal Outlooks for August and August to October 2024

Ocean Variable statement

August and averaged over August to October Ocean temperatures around Niue are predicted to be 0.4 to 1.2°C above normal.

August and averaged over August to October Sea levels are predicted to be 30 to 60mm below normal.

IN BRIEF for Teleconference

- Rainfall was below normal for June and near-normal for April to June.
- August to October rainfall is likely to be above normal.
- SSTs were above normal for June and April to June. The outlook predicts above normal SSTs for the next one and three months.
- Sea-surface heights (SSHs) were above normal in June. Below normal sea surface heights are predicted for August and August to October.
- Coral bleaching alert at No stress status for Niue.

TABLE 3: Stakeholder Engagement- Evaluations of how effective NMS engage with stakeholders

Product	Date: June 2024	Stakeholder	Total Number of Participants	Number of Male	Number of Female	Comments (If there are comments from you Stakeholders)
Climate Bulletin	27 th	Niue Government all staff Niue Government officials Village councils General Public	225	90	135	
EAR Watch						
Monthly Climate Briefing						
Ocean Outlook						
Climate data request		Private Sector	2	2		
Total			227	92	135	