

Pacific Islands - Ocean and Climate Outlook Forum (OCOF) No. 202

Country: Solomon Islands

Part 1: Recent climate

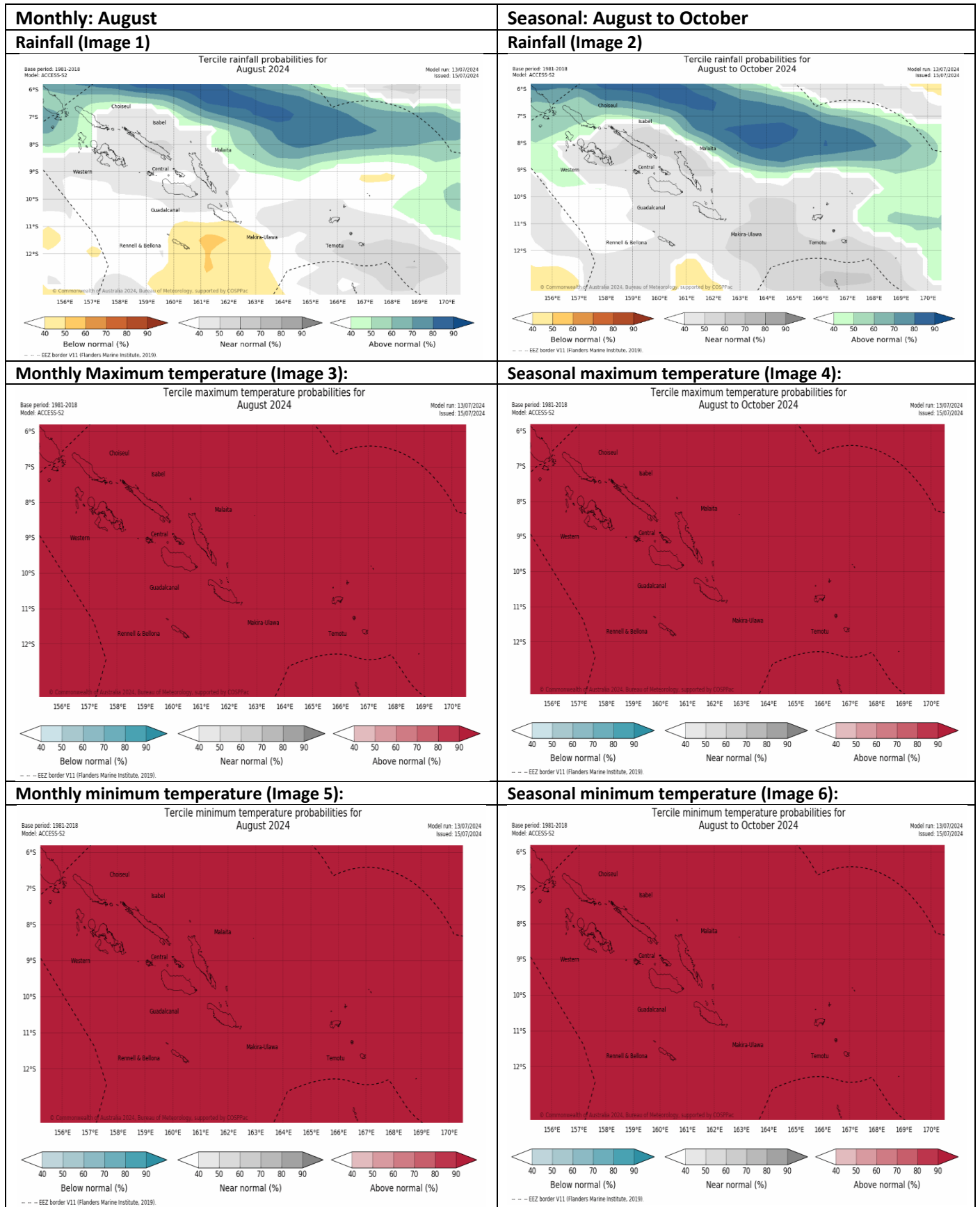
TABLE 1: Monthly Rainfall

Station (include data period)	Apr-2024	May-2024	Jun-2024				Rank
			Total (mm)	33%tile	67%tile	Median	
	Total (mm)	Total (mm)	Rainfall (mm)				
Auki (1962-2024)	408.5	539.8	186.5	136.3	206.0	168.5	36/62
Henderson (1975-2024)	199.0	104.4	59.9	45.9	78.6	64.3	24/50
Honiara (1954-2024)	262.5	109.0	60.8	52.9	94.1	77.0	28/70
Kirakira (1965-2024)	344.8	346.7	226.4	185.1	291.5	242.2	28/58
Lata (1975-2024)	239.8	526.3	626.0	247.2	347.0	290.0	49/50
Munda (1962-2024)	183.3	498.8	251.9	190.9	290.0	232.6	37/63
Taro (1975-2024)	218.1	489.2	280.8	223.6	306.1	248.2	29/47

TABLE 2: Three-month Total Rainfall for April to June 2024

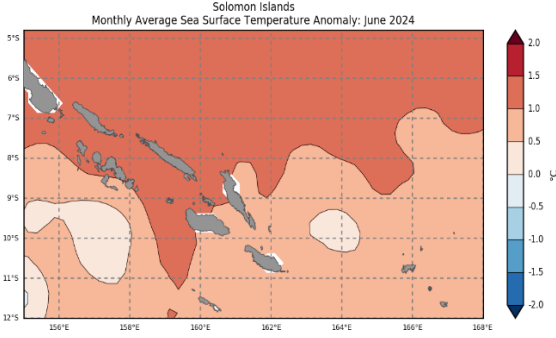
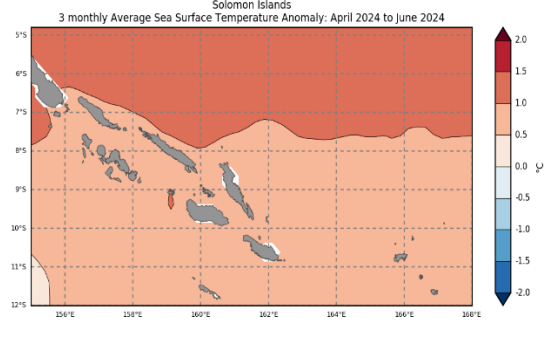
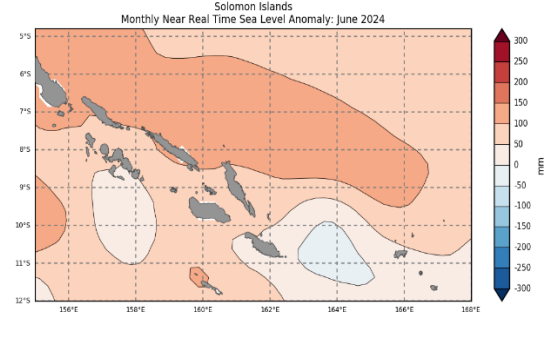
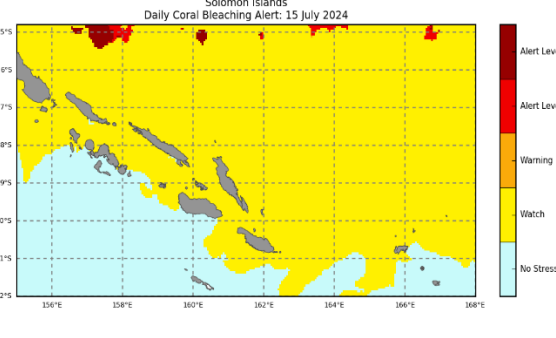
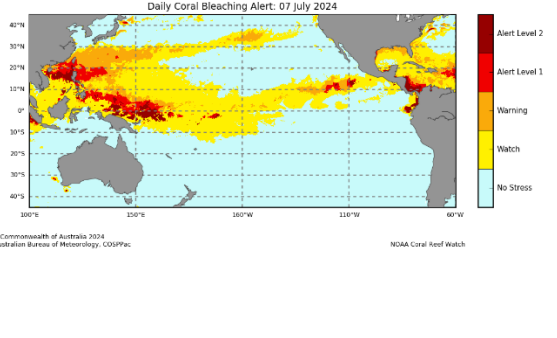
Station	Three-month Total		33%tile	67%tile	Median	Rank
	Rainfall (mm)					
Auki (1962-2024)	1134.8	Above normal	597.2	722.1	663.7	62/62
Henderson (1975-2024)	363.3	Normal	307.7	413.4	349.6	26/49
Honiara (1954-2024)	432.3	Normal	341.2	471.1	379.2	44/70
Kirakira (1965-2024)	917.9	Normal	713.7	958.7	819.7	37/58
Lata (1975-2024)	1392.1	Above normal	882.1	1080.7	982.2	47/49
Munda (1962-2024)	934.0	Above normal	712.7	855.8	789.8	47/63
Taro (1975-2024)	988.1	Above normal	763.0	887.2	839.7	39/47

Part 1i. Monthly and Seasonal Outlooks for August and August to October 2024

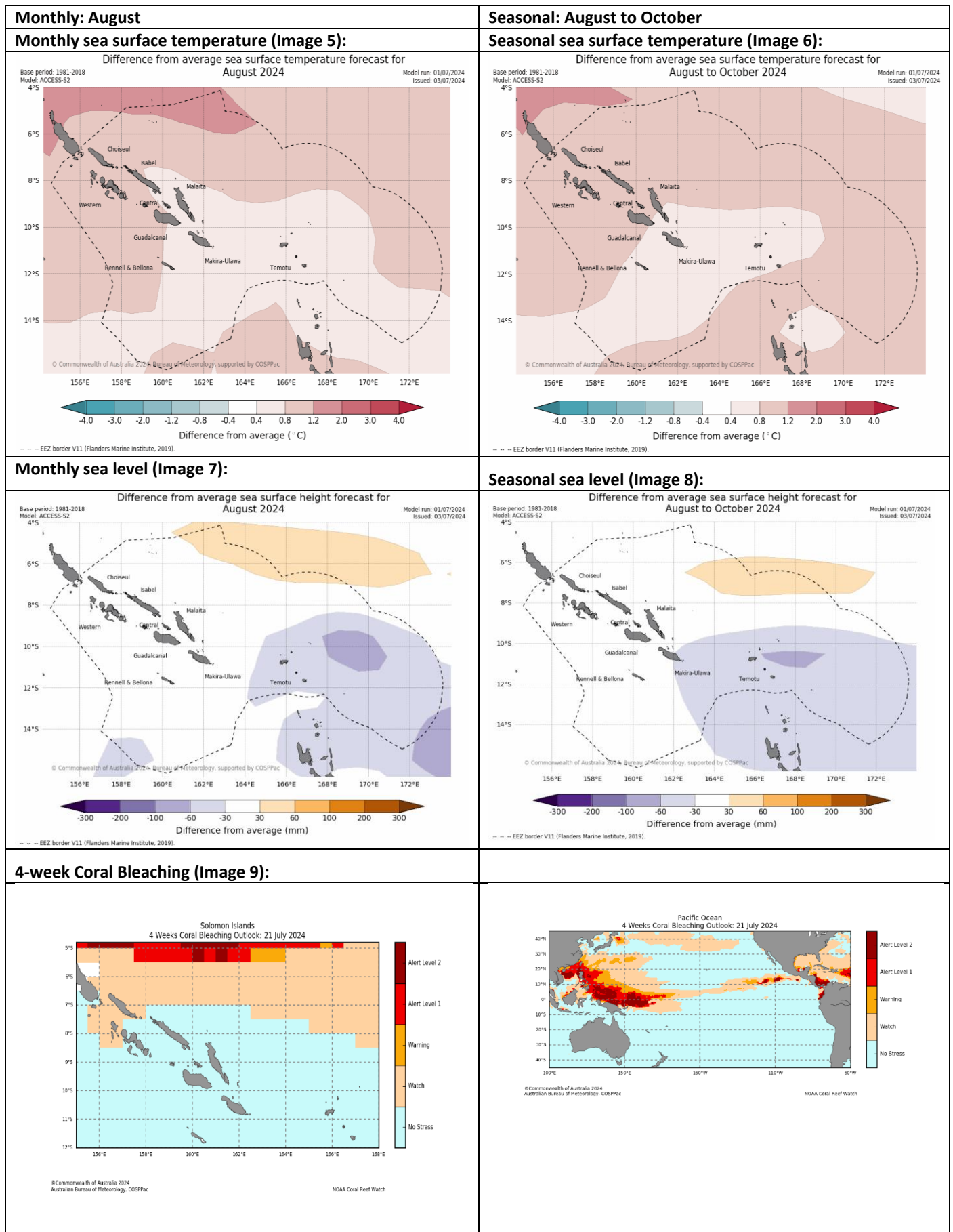


Part 2: Recent Ocean Observation

Monthly/Three months: June 2024 and April to June 2024

Monthly: June 2024	Last three months: April to June 2024:
<p>Sea Surface Temperature (Image 1):</p>  <p>Solomon Islands Monthly Average Sea Surface Temperature Anomaly: June 2024</p> <p>©Commonwealth of Australia 2024 Australian Bureau of Meteorology, COSPPac</p> <p>Reynolds SST</p>	<p>Sea Surface Temperature (Image 4):</p>  <p>Solomon Islands 3 monthly Average Sea Surface Temperature Anomaly: April 2024 to June 2024</p> <p>©Commonwealth of Australia 2024 Australian Bureau of Meteorology, COSPPac</p> <p>Reynolds SST</p>
<p>Sea level (Image 2):</p>  <p>Solomon Islands Monthly Near Real Time Sea Level Anomaly: June 2024</p> <p>©Commonwealth of Australia 2024 Australian Bureau of Meteorology, COSPPac</p> <p>AVISO SsaltoDraos SLA</p>	
<p>Daily coral bleaching alert (Image 3):</p>  <p>Solomon Islands Daily Coral Bleaching Alert: 15 July 2024</p> <p>©Commonwealth of Australia 2024 Australian Bureau of Meteorology, COSPPac</p> <p>NOAA Coral Reef Watch</p>	 <p>Pacific Ocean Daily Coral Bleaching Alert: 07 July 2024</p> <p>©Commonwealth of Australia 2024 Australian Bureau of Meteorology, COSPPac</p> <p>NOAA Coral Reef Watch</p>

Part 2i. Monthly and Seasonal Outlooks for August and August to October 2024



Summary Statement

Monthly and last three months: June 2024/April to June 2024 statement

Monthly rainfall: June 2024

June rainfall was near-normal for most parts of the country, except for Lata where rainfall was above normal. Lata recorded its second wettest June on record.

Three months rainfall: April to June 2024

Rainfall was above normal at Auki, Lata, Munda and Taro, and near-normal elsewhere. Auki recorded its wettest April to June period while Lata recorded its third highest.

Part 1i. Monthly and Seasonal Outlooks for August and August to October 2024

Monthly /Seasonal rainfall and temperature Outlook statements

August and August to October rainfall is likely to be near-normal over most parts of the country.

Part 2: Recent Ocean summary statement

Monthly and last three months: June 2024/April to June 2024

Ocean temperatures in June and averaged over April to June were 0.5 to 2.0°C above normal.

June sea levels around the Solomon Islands' main islands were utmost 150 mm above-normal.

Coral bleaching alert is on 'Watch' for most waters around the country.

Part 2i. Monthly and Seasonal Outlooks for August and August to October 2024

Ocean Variable statement

August and averaged August to October Ocean temperatures around Solomon Islands are predicted to be 0.4 to 1.2 °C above normal.

August and the averaged August to October Sea levels are forecast to be near-normal around Solomon Islands, except for below normal sea levels (30 to 100mm) in the eastern most island group.

Coral bleaching outlook predicts 'No Stress' for most of the main islands.

IN BRIEF for Teleconference

- June rainfall was near-normal for most parts of the country, and near-normal to above normal for April to June.
- Near-normal rainfall is likely for August and over August to October 2024.
- SSTs were above normal for June and April to June 2024. The outlook predicts above-normal SSTs for the next one and three months.
- Sea-surface heights (SSHs) were near-normal in August and averaged over August to October 2024. SSHs are forecast to be below normal to near normal for the next one and three months.

TABLE 3: Stakeholder Engagement- Evaluations of how effective NMS engage with stakeholders

Product	Date: June 2024	Stakeholder	Total Number of Participants	Number of males	Number of females	Comments (If there are comments from you Stakeholders)
Climate Bulletin		Red Cross, NDMO, Ministry of Agriculture, SIBC, Hydrology, Solomon star, Paoa FM, World Vision, Glodridge Mining, Ministry of Mines and Energy, MEHRD, Forestry, Ministry of Health, Solomon Water, MECDM, Live and Learn, Tourism, Maritime Service, People with Disability, MID, Ministry of Fisheries, Sol Tuna Ltd, UN Women, Council of Women, Community Representatives	58	46	12	
EAR Watch		Red Cross, NDMO, Ministry of Agriculture, SIBC, Hydrology, Solomon star, Paoa FM, World Vision, Goodridge Mining, Ministry of Mines and Energy, MEHRD, Forestry, Ministry of Health, Solomon Water, MECDM, Live and Learn, Tourism, Maritime Service, People with Disability, MID, Ministry of Fisheries, UN Women, Council of Women	53	39	14	
Ocean Bulletin		Red Cross, NDMO, Ministry of Agriculture, SIBC, Hydrology, Solomon star, Paoa FM, World Vision, Goodridge Mining, Ministry of Mines and Energy, MEHRD	14	9	5	
Total			125	94	31	